



# Bridge of Hope

*Give hope to the Hopeless*



## IMPACT OF WATER FILTERS IN COMMUNITY SCHOOLS

**PERIOD: YEAR 2023-2025**

**WATER FOR EVERY CHILD PROJECT**

# IMPACT OF WATER FILTERS IN COMMUNITY SCHOOLS



## OVERVIEW OF THE PROJECT

Access to clean drinking water is a fundamental necessity for students' health and academic success. However, many schools in Rwanda struggle with contaminated water sources, exposing students to waterborne diseases such as diarrhea, cholera, and typhoid. These illnesses lead to frequent absences, reduced concentration, and increased healthcare costs for families.

To address this issue, **BRIDGE OF HOPE** in partnership with **NO THIRTY CHILD** initiated a project to provide water filters to schools, ensuring that students have access to safe and clean drinking water. The idea for this project began from our observation and multiple discussions with school leaders and community members who highlighted the urgent need for a sustainable water purification solution. By equipping schools with water filters, we aimed to reduce waterborne diseases, improve student attendance, and enhance overall learning conditions.

So far, the project has reached 25 schools in the Eastern Province of Rwanda, directly improving student health by providing access to clean and safe drinking water. This assessment highlights the positive impacts, challenges, and recommendations gathered from the schools that received the filters. Additionally, the initiative aligns with national health and education goals and contributes to the Sustainable Development Goals (SDGs), particularly those related to clean water, sanitation, and quality education.



## TIMELINE OF WATER FILTER DISTRIBUTION

The distribution of water filters took place in the following phases:

### First Phase

(19th October 2023)

Donated water filters to 10 schools in Rwamagana District.

### Second Phase

(19th June 2024)

Donated water filters to 5 schools in Rwamagana District.

### Third Phase

(18th February 2025)

Donated water filters to 5 schools in Rwamagana district.

### Fourth Phase

(25th October 2024)

Donated water filters to 11 schools in Kayonza District.

### Fifth Phase

(1st April 2025)

Donated water filters to 2 schools in Rwamagana District.

### Sixth Phase

(1st April 2025)

Donated water filters to 3 schools in Ngoma district.

### Seventh Phase

(17th September 2025)

Donated water filters to 6 schools in Kamonyi District.

### Eighth Phase

(22th September 2025)

Donated water filters to 5 schools in Gatsibo District.

### Ninth Phase

(1st October 2025)

Donated water filters to 6 schools Gisagara District.

### Tenth Phase

(25th November 2025)

Donated water filters to 5 schools in 3 districts of Kigali

By the end of this phase, a total of 58 schools will have received water filters, improving access to safe drinking water for thousands of students.

## NUMBER OF SECTORS, SCHOOLS, AND STUDENTS BENEFITING

### Sectors

34 sectors in Rwamagana, Kayonza, Ngoma, Kamonyi, Gisagara, Gatsibo, Gasabo, Kicukiro and Nyarugenge received the water filters.

### Schools

A total of 58 schools located in 34 sectors from 9 Districts benefited from this initiative.

### Students

85,691 students across these schools now have access to clean and safe drinking water.



## SCHEMATIC TABLE OF THE SCHOOLS WE SERVED

| N°           | DISTRICTS     | SECTORS        | SCHOOLS                    | TOTAL STUDENTS            | DATE       | MATERIALS       |              |            |              |              |           |           |
|--------------|---------------|----------------|----------------------------|---------------------------|------------|-----------------|--------------|------------|--------------|--------------|-----------|-----------|
|              |               |                |                            |                           |            | METAL STANDS    | DRUMS        | BUCKETS    | ROBINET      |              |           |           |
| 1.           | GISAGARA      | 1. NYANZA      | 1. E.P RUSONGATI           | 869                       | 01/10/2025 | 2               | 2            | 14         | 14           |              |           |           |
|              |               |                | 2. E.P NTUNTU              | 347                       |            | 2               | 2            | 24         | 24           |              |           |           |
|              |               |                | 3. E.P RUHORORO            | 840                       |            | 2               | 2            | 18         | 18           |              |           |           |
|              |               |                | 4. G.S HIGIRO T.S.S        | 750                       |            | 2               | 2            | 22         | 22           |              |           |           |
|              |               |                | 5. E.P HIGIRO              | 1340                      |            | 3               | 3            | 28         | 28           |              |           |           |
|              |               |                | 6.E.P REMERA               | 486                       |            | 2               | 2            | 12         | 12           |              |           |           |
|              |               |                | <b>TOTAL</b>               | <b>4,632</b>              |            | <b>13</b>       | <b>13</b>    | <b>118</b> | <b>118</b>   |              |           |           |
| 2.           | KAMONYI       | 1. NYARUBAKA   | 1. G.S ST Albert NYARUBAKA | 1,659                     | 17/09/2025 | 4               | 4            | 46         | 46           |              |           |           |
|              |               |                | 2. G.S REMERA INDANGAMIRWA | 1,609                     |            | 4               | 4            | 35         | 35           |              |           |           |
|              |               | 3. RUNDA       | 3. G.S ST DOMINIQUE GIHARA | 2,740                     |            | 5               | 5            | 50         | 50           |              |           |           |
|              |               |                | 4. RUNDA T.S.S             | 521                       |            | 1               | 1            | 13         | 13           |              |           |           |
|              |               |                | 5. G.S RUNDA ISONGA        | 2,485                     |            | 4               | 4            | 38         | 38           |              |           |           |
|              |               | 4.GACURABWENGE | 6. G.S GATIZO              | 2,181                     |            | 4               | 4            | 36         | 36           |              |           |           |
|              |               | <b>TOTAL</b>   | <b>11,195</b>              | <b>22</b>                 |            | <b>22</b>       | <b>218</b>   | <b>218</b> |              |              |           |           |
| 3.           | GATSIBO       | 1. KIZIGURO    | 1. G.S KIZIGURO T.S.S      | 1,528                     | 22/09/2025 | 3               | 3            | 27         | 27           |              |           |           |
|              |               |                | 2. G.S RWIKINIRO           | 3,005                     |            | 5               | 5            | 41         | 41           |              |           |           |
|              |               | 3. G.S MURAMBI | 3. G.S NDAMA               | 1,631                     |            | 3               | 3            | 28         | 28           |              |           |           |
|              |               |                | 4. G.S MURAMBI I           | 1,886                     |            | 4               | 4            | 34         | 34           |              |           |           |
|              |               |                | 5. G.S RWIMITERERI         | 2,066                     |            | 4               | 4            | 39         | 39           |              |           |           |
|              |               | <b>TOTAL</b>   | <b>10,116</b>              | <b>19</b>                 |            | <b>19</b>       | <b>169</b>   | <b>169</b> |              |              |           |           |
| 4.           | KAYONZA       | 1.MURI         | 1.E.P RWISIRABO            | 1,020                     | 25/10/2024 | 3               | 3            | 11         | 11           |              |           |           |
|              |               |                | 2. E.P RUGEYO              | 1,040                     |            | 3               | 3            | 14         | 14           |              |           |           |
|              |               | 2.MUKARANGE    | 3.EP GISUBIZO              | 946                       |            | 2               | 2            | 12         | 12           |              |           |           |
|              |               |                | 3. MURUNDI                 | 4.E.P RYAMANYONI          |            | 2,480           | 5            | 5          | 25           | 25           |           |           |
|              |               | 4.RUKARA       | 5. G.S MUZIZI              | 3,015                     |            | 6               | 6            | 44         | 44           |              |           |           |
|              |               | 5. GAHINI      | 6. KIYENZI                 | 1,215                     |            | 3               | 3            | 24         | 24           |              |           |           |
|              |               | 6.NYAMIRAMA    | 7. E.P NYARUNAZI           | 905                       |            | 2               | 2            | 9          | 9            |              |           |           |
|              |               |                | 7. RWINKWAVU               | 8. E.P ABADAHIGWA         |            | 1,041           | 3            | 3          | 14           | 14           |           |           |
|              |               | 8.NDEGO        | 9.G.S NDEGO II             | 2,650                     |            | 5               | 5            | 49         | 49           |              |           |           |
|              |               | 9.KABARE       | 10. E.P RUGUNGA            | 820                       |            | 2               | 2            | 10         | 10           |              |           |           |
|              |               | 10. MURAMA     | 11. G.S SHYANDA            | 987                       |            | 2               | 2            | 13         | 13           |              |           |           |
| <b>TOTAL</b> | <b>16,119</b> | <b>36</b>      | <b>36</b>                  | <b>225</b>                | <b>225</b> |                 |              |            |              |              |           |           |
| 5.           | NGOMA         | 1.MUTENDERI    | 1.G.S KIBARA               | 1,709                     | 1/04/2025  | 4               | 4            | 31         | 31           |              |           |           |
|              |               |                | 2.MURAMA                   | 2. G.S RURENGE PROTESTANT |            | 1,254           | 3            | 3          | 23           | 23           |           |           |
|              |               | 3.RUKIRA       | 3. G.S GAHUSHYI            | 908                       |            | 2               | 2            | 22         | 22           |              |           |           |
|              |               |                | <b>TOTAL</b>               | <b>3,871</b>              |            | <b>9</b>        | <b>9</b>     | <b>76</b>  | <b>76</b>    |              |           |           |
| 6.           | RWAMAGANA     | 1.NYAKARIRO    | 1. G.S MATYAZO             | 2,932                     | 18/02/2025 | 5               | 5            | 35         | 35           |              |           |           |
|              |               |                | 2. G.S NYAKARIRO T.S.S     | 1,948                     |            | 4               | 4            | 34         | 34           |              |           |           |
|              |               |                | 3. G.S BIHEMBE             | 1710                      |            | 4               | 4            | 29         | 29           |              |           |           |
|              |               |                | 4. G.S GATARE              | 1,381                     |            | 3               | 3            | 22         | 22           |              |           |           |
|              |               |                | 5. G.S GISHORE             | 2,331                     |            | 5               | 5            | 25         | 25           |              |           |           |
|              |               | 2.NZIGE        | 6. G.S RUGUNGA             | 1,249                     |            | 4               | 4            | 17         | 17           |              |           |           |
|              |               |                | 7. G.S AKANZU              | 1,536                     |            | 5               | 5            | 38         | 38           |              |           |           |
|              |               |                | 8. URUHONGORE ECD          | 520                       |            | 3               | 3            | 16         | 16           |              |           |           |
|              |               |                | 9. E.P KIGARAMA            | 900                       |            | 3               | 3            | 17         | 17           |              |           |           |
|              |               |                | 10. G.S RUGARAMA           | 1,145                     |            | 4               | 4            | 20         | 20           |              |           |           |
| 7.           | GASABO        | 1.RUSORORO     | 1. E.P GASAGARA            | 2,036                     | 25/11/2025 | 4               | 4            | 36         | 36           |              |           |           |
|              |               |                | 2.NDUBA                    | 2.G.S NDUBA               |            | 1,835           | 6            | 6          | 57           | 57           |           |           |
|              |               | <b>TOTAL</b>   | <b>3,871</b>               | <b>10</b>                 |            | <b>10</b>       | <b>93</b>    | <b>93</b>  |              |              |           |           |
|              |               | 8. KICUKIRO    | 1.MASAKA                   | 1.MBABEL PRIMARY SCHOOL   |            | 345             | 25/11/2025   | 2          | 2            | 12           | 12        |           |
|              |               |                |                            | 2.KIGALI WISDOM SCHOOL    |            | 137             |              | 1          | 1            | 9            | 9         |           |
|              |               | <b>TOTAL</b>   | <b>482</b>                 | <b>3</b>                  |            | <b>3</b>        | <b>21</b>    | <b>21</b>  |              |              |           |           |
|              |               | 9.             | NYARUGENGE                 | 1.NYAMIRAMBO              |            | 1.G.S AKUMUNIGO | 3,309        | 25/11/2025 | 6            | 6            | 54        | 54        |
|              |               |                |                            |                           |            | <b>TOTAL</b>    | <b>3,309</b> |            | <b>6</b>     | <b>6</b>     | <b>54</b> | <b>54</b> |
|              |               | <b>TOTAL</b>   | <b>34</b>                  | <b>58</b>                 |            | <b>85,691</b>   | <b>203</b>   | <b>203</b> | <b>1,556</b> | <b>1,556</b> |           |           |

## IMPACT OF THE WATER FILTERS



The implementation of water filters has had a profound impact on the health of students and their communities. By effectively removing harmful bacteria, viruses, and contaminants, these filters have significantly reduced the risk of waterborne diseases such as diarrhea, cholera, and typhoid. As a result, schools have observed a marked decrease in student absences due to illnesses related to contaminated water. With clean water available, students have experienced better hydration, leading to increased energy, focus, and overall well-being. Furthermore, improved hygiene practices, especially handwashing, have helped reduce the spread of infections.

On the educational side, the reduction in waterborne diseases has led to more consistent school attendance, which in turn has enhanced academic performance and classroom engagement. Fewer sick days mean students are present to fully participate in their education, contributing to improved learning outcomes. Families have also benefited, as the decrease in healthcare expenses allows for more resources to be allocated to other community needs. Additionally, the initiative has had a positive environmental impact, as it reduces the reliance on bottled water, thereby cutting down on plastic waste and supporting sustainability efforts.

## CHALLENGES ENCOUNTERED

While the water filters have proven effective, several challenges were identified during the follow-up assessment:

- **Maintenance and Sustainability:** Some schools struggle with maintaining the filters due to limited resources and lack of technical knowledge.

- **Access to Additional Water Resources:** In some areas, water sources are unreliable, making it difficult to consistently provide water for filtration.

- **Expanding the Project:** There is a high demand for more schools to be included in the project, requiring additional funding and resources.

- **Monitoring and Evaluation:** Regular follow-ups and assessments are necessary to measure the long-term impact of the project and ensure proper usage of the filters.



## RECOMMENDATIONS FOR IMPROVEMENT

To strengthen and expand the impact of this initiative, the following recommendations are proposed:

- **Enhance Logistics Support:**

Facilitate transportation and distribution processes to reach more schools efficiently and ensure timely installation of filters.

- **Strengthen Monitoring and Evaluation:** Maintain regular follow-ups to assess the functionality, impact, and long-term sustainability of the filters.

- **Promote Community Engagement:**

Encourage greater participation from local authorities, parents, and school communities in maintaining and sustaining clean water initiatives.

- **Broaden Partnerships:** Continue building strong collaborations with government institutions, private partners, and NGOs to expand the project's reach and impact.

- **Invest in Capacity Building:** Provide ongoing training for school staff and students on the proper use and maintenance of water filters to ensure lasting benefits.



## FUTURE PLANS

Over the next **Three years from 2026 up to 2029**, Bridge of Hope aims to expand the initiative by:

- Distributing water filters to 50 schools across 8 districts in Rwanda.
- Providing clean drinking water to an estimated 100,000+ students to improve their health and academic performance.
- Strengthening partnerships to ensure the long-term sustainability of the project.
- Providing training to project coordinators and school representatives to build their capacity on proper material usage and sustainability.



## APPRECIATION TO OUR PARTNERS

We would like to express our sincere gratitude to all our partners who have greatly contributed to the successful implementation of this project, positively impacting the lives of many students in rural communities across Rwanda.

Your support has made a significant difference in the lives of students across 34 sectors and 58 schools.

We are especially grateful to the Ministry of Education (MINEDUC), district and sector leaders, school leaders, partner organizations, and all our donors who provided the water filters. We also deeply appreciate the efforts of our volunteers and committed team members who have worked tirelessly to make this project a success.





Your commitment to improving public health and supporting educational success in Rwanda is truly commendable.

## CONTACT US

**Email:** [info@bridgeofhope.org.rw](mailto:info@bridgeofhope.org.rw)

**Tel:** +(250) 783 885 488 / (+250) 788 260 761

**Website:** [www.bridgeofhope.org.rw](http://www.bridgeofhope.org.rw)

    [bridgeofhope](https://www.bridgeofhope.org.rw)